







































Visiting Team: Varsity 2010			Opponent: Seneca East				Date: May 20 2010 05:00PM			Location: Away						
No	Line Up	Pos	1	2	3	4	5	6	7	AB	R	H	RBI	BB	K	E
13	Andy Brickner	P	1B 9 24 PB 1 RBI	1B FO 8-6 2		BB BK 24		F 4 2		3	1	2	1	1	0	0
24	Collin DeBarbrie	LF	1B PB 9 34	1B 9 9		FC FO 6-4 BK 3		F 3 3		4	1	2	0	0	0	0
9	Adam Zahner	CF	1B 34 PB 21	2B 2B		F 6 2			1B 21 34 21	4	2	3	0	0	0	0
34	Greg Phillips	3B	SF 7 1 RBI 1	F 7 3			F 4 1		1B 21 21 21	3	1	1	1	0	0	0
21	Tony Klepper	2B	SF 8 1 RBI 2		Ks 1F 1		1B 1		1B 2 1T 2 RBI	3	0	2	3	0	1	1
2	Nathan Ritzler	DH	1B SB		BB 1		F 3 2		SB 1-3 1	2	0	1	0	1	0	0
1	Vinny Pardi	RF	3-1 3		SB 1-3 2		1-3 3F 3		Ks 1F 2	3	0	0	0	0	1	0
5	Matt Frank	SS		2B PB 2B 13	4-3 3			1-3 1	Ks 3	4	1	1	0	0	1	0
22	Jeff Stover	C		4-3 1		BB FO 1-5 13 1		HBP		1	0	0	0	1	0	0
TOTALS			R H E	3 4 0	1 4 0	0 0 0	0 0 0	0 1 0	0 0 0	2 3 0	6	12	5	3	3	1
No	Pitchers	IP	BF	H	R	ER	K	BB	Pitches	Balls	Strikes					
21	Tony Klepper	3.6	26	7	7	6	3	3	85	32	53					
13	Andy Brickner	2.3	6	1	1	0	1	0	16	4	12					

Home Team: Seneca East Opponent: Varsity 2010 Date: May 20 2010 05:00PM Location: Away

No	Line Up	Pos	1	2	3	4	5	6	AB	R	H	RBI	BB	K	E																					
1	John Scherley	CF	6-3 	1B 		4-3 		Ks 	4	1	1	0	0	1	0																					
7	Jake Bartley	3B	BB 	HR 		5-3 		E 4 	3	3	1	2	1	0	0																					
3	Zach Michalski	C	BB 	4-3 			4-3 	1B 	3	1	1	0	1	0	0																					
13	Cody Kidwell	LF	2B 		Ks 		F 7 	F 6 	4	1	1	2	0	1	0																					
21	Scott Baldosser	1B	1B 		Ks 		1B 	F 9 	4	1	2	0	0	1	0																					
10	Ethan Branham	2B	1B 		BB 		HBP 		1	0	1	1	1	0	0																					
9	Mike Limbird	RF	DP 6-4-3 		6-3 		1B 		2	0	0	0	0	0	0																					
2	Billy Diehm	RF							1	0	1	0	0	0	0																					
14	Matt Eckelberry			6-3 		HBP 		HBP 	1	1	0	0	0	0	0																					
23	AJ Bischoff	DH				1 PB 		1 PB 	0	0	0	1	0	0	0																					
33	Jarron Theis	SS		Ks 		LD 1-3 		F 4 	3	0	0	0	0	1	0																					
TOTALS										R	H	E	3	3	0	2	2	0	0	0	0	1	0	0	1	2	0	1	1	1	8	8	6	3	4	0

No	Pitchers	IP	BF	H	R	ER	K	BB	Pitches	Balls	Strikes
24	Grant Niedemier	6.0	32	12	6	4	1	3	99	41	58
3	Zach Michalski	1.0	3	0	0	0	2	0	13	4	9