

























Monday, April 19, 2010
10:06 PM

Visiting Team: Fostoria SW			Opponent: Varsity 2010					Date: Apr 19 2010 09:37PM					Location:						
No	Line Up	Pos	1	2	3	4	5	AB	R	H	RBI	BB	K	E					
20	George Iannantuono	P	D3 2-3 		E 6 	BB 		2	0	0	0	1	1	0					
7	Chase Beam	CF	1B 		FC 	FC 		3	2	1	0	0	0	0					
5	Nathan Hammer	SS	1B 		5-3 		E 6 	3	0	1	1	0	0	1					
23	Eli Hipsher	C	Ks 		E 4 		F 5 	3	0	0	0	0	1	0					
15	Blake Weber	3B	F 5 		F 4 		F 8 	3	0	0	0	0	0	2					
44	Alex Galvan	1B		BB 		BB 	F 1 	1	0	0	0	2	0	0					
22	Josh Digby	RF		SB 2-3 		1B 		1	0	1	0	0	0	0					
3	Zach Miller	LF		Kc 		SB 1-3 		1	0	0	0	0	1	1					
12	JD Nye	2B		Ks 		Ks 		2	0	0	0	0	2	0					
TOTALS			R	H	E	1	2	0	0	0	0	1	0	2	3	1	3	5	4
No	Pitchers	IP	BF	H	R	ER	K	BB	Pitches	Balls	Strikes								
20	George Iannantuono	4.6	35	14	12	9	2	4	114	44	70								

Home Team: Varsity 2010

Opponent: Fostoria SW

Date: Apr 19 2010 09:37PM

Location:

No	Line Up	Pos	1	2	3	4	5	AB	R	H	RBI	BB	K	E																	
13	Andy Brickner	P	HBP CS 2-4 1	2B 9 1 RBI	1B 24 1 RBI	4-3 3		3	1	2	2	0	0	0																	
24	Collin DeBarbrie	LF	BB 34 34	E 5 9	2B 2B 1 RBI		F 8 1	3	1	1	1	1	0	0																	
9	Adam Zahner	CF	BB 34 34-254 3F	1B 1F	Kc 3		BB 34 34 WP	2	1	1	2	2	1	0																	
34	Greg Phillips	3B	1B FO 5 21 1 RBI	F 6 2		1B 21 21 1	1B 22 21 1 RBI 3F	4	2	3	2	0	0	0																	
21	Tony Klepper	SS	1B 3	F 4 3		1B 1 E 7 44	BB 22 22 1F	3	2	2	0	1	0	2																	
22	Jeff Stover	C	FC 1		Ks 1	E 6 44 1	2B xT 2B FO 2 RBI	4	1	1	2	0	1	0																	
1	Vinny Pardi	RF		4-3	F 6	1B 44 1 RBI	FC FO 6-4 2	3	0	1	1	0	0	0																	
33	Joe Fowler	RF		1	2			1	0	0	0	0	0	0																	
44	Derek Lutz	1B		1B 13 13 2	1B 13 13 2	SF 7 2 RBI 1	FC 1 RBI	2	2	2	2	0	0	0																	
20	Colin Behm	1B		13 13 2	13 13 2			1	0	0	1	0	0	0																	
2	Nathan Ritzler	2B		1B 13 13 9	E 5 13 13 24	F 2 2		3	2	1	0	0	0	1																	
TOTALS								R	H	E	1	2	0	3	4	1	2	3	1	2	3	2	4	2	0	12	14	13	4	2	3

No	Pitchers	IP	BF	H	R	ER	K	BB	Pitches	Balls	Strikes
13	Andy Brickner	5.0	24	3	2	1	5	3	85	31	54